

Madison Mustangs

Grade 2 Math- Parent Academic Help Sheet

Parents: If you review the following information every night with your student, it will make a huge difference in their readiness to learn.

> stands for "Greater Than"

7 Days = 1 Week

< stands for "Less Than"

30 Days = 1 month

= stands for "Equal To"

24 hours = 1 Day

1 Minute = 60 Seconds

1 hour = 60 Minutes

Know your solid shapes, corners, edges, and faces.



rectangular prism



sphere



cone



cylinder



pyramid

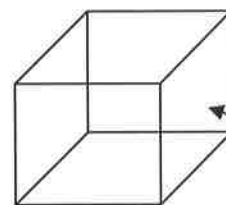
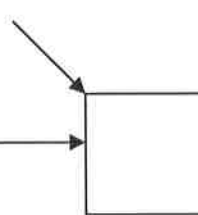


cube

Vertices

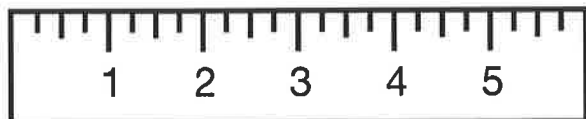
Corners

edge

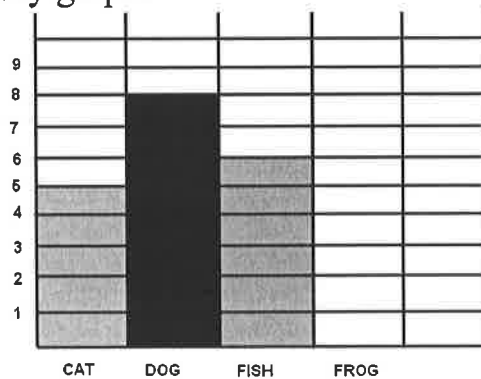


face

Know ruler, bar graph and tally graph.



Favorite Pet



Shoes We Wear		
Shoes	Tally	Total
		5
		3
		4

Memorize double facts, and doubles plus 1:

$1+1=2$

$1+2=3$

$2+2=4$

$2+3=5$

$3+3=6$

$3+4=7$

$4+4=8$

$4+5=9$

$5+5=10$

$5+6=11$

$6+6=12$

$6+7=13$

$7+7=14$

$7+8=15$

$8+8=16$

$8+9=17$

$9+9=18$

$9+10=19$

$10+10=20$

$10+11=21$

+	-
<u>Words for Addition</u>	<u>Words for Subtraction</u>
add more increase more than plus sum total addends	minus difference less less than left lower than decreased More than

Multiplication

Learn 0's, 1's, 2's, 5's, 10's	Learn meaning of multiplication. Multiplication is repeated addition 5×6 $5+5+5+5+5+5$																																								
Can be groups of... This can mean 5 groups of 6 5×6	Can create an area or array. 5																																								
<table border="1" style="margin: auto;"> <tbody> <tr> <td style="text-align: center;">***</td> <td style="text-align: center;">***</td> <td style="text-align: center;">***</td> <td style="text-align: center;">***</td> <td style="text-align: center;">***</td> </tr> <tr> <td style="text-align: center;">***</td> <td style="text-align: center;">***</td> <td style="text-align: center;">***</td> <td style="text-align: center;">***</td> <td style="text-align: center;">***</td> </tr> </tbody> </table>	***	***	***	***	***	***	***	***	***	***	<table border="1" style="margin: auto;"> <tbody> <tr> <td></td> <td></td> <td></td> <td></td> <td></td> </tr> <tr> <td></td> <td></td> <td></td> <td></td> <td></td> </tr> <tr> <td></td> <td></td> <td></td> <td></td> <td></td> </tr> <tr> <td style="text-align: center;">6</td> <td></td> <td></td> <td></td> <td></td> </tr> <tr> <td></td> <td></td> <td></td> <td></td> <td></td> </tr> <tr> <td></td> <td></td> <td></td> <td></td> <td></td> </tr> </tbody> </table>																6														
***	***	***	***	***																																					
***	***	***	***	***																																					
6																																									

Fractions that equal 1 Whole

$4/4 = 1$

$50/50 = 1$

$99/99 = 1$

Madison Mustangs

Grade 2 ELA- Parent Academic Help Sheet

Parents: If you review the following information every night with your student, it will make a huge difference in their readiness to learn.

When there is a vowel, consonant, vowel, we divide the word after the first vowel.

Examples: **Pa / per** **Wa / ter**

When there is a vowel, consonant, consonant, vowel, we divide between the two consonants.

Examples: **Din / ner** **Run / ning**

An **abbreviation** is a shortened word that stands for a whole word.

Mr. = Mister

Sun. = Sunday

Sept. = September

St. = Street

Dr. = Doctor

A noun is a person, place, or thing.

Examples:

My **mom** baked **cookies**.

I go to **school** everyday.

My **pencil** is broken.

There are several ways to make nouns plural:

Words that end in "x" add "es".

Example: Boxes

Add an "s".

Example: Girls

Change the word itself.

Example: Children

Change the letter F to V and add "es"

Example: Leaf- Leaves

Change the "y" to "i" and add "es."

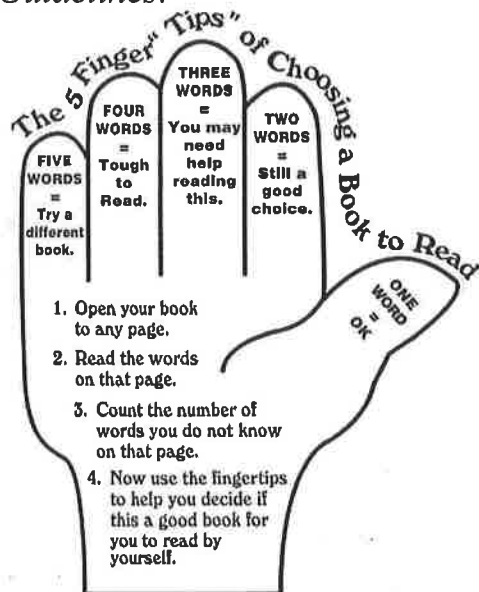
Example: Puppy – Puppies

Change an ending diagraph wh, ch, sh, th, and add "es"

Example: Peach - Peaches

Parents: Research shows that reading 20 minutes a day at home can significantly improve a student's vocabulary, comprehension skills, and general knowledge. The main goal is for your child to enjoy reading.

Guidelines:



Routines:

Have your child:

- Read to self
- Read to someone
- Listen to reading
- Work on writing (journals)
- Word work

Journal Writing: Have your child write a journal on their reading using these sentence frames-

- My favorite part...
- This reminds me of...
- I predict that...
- I wonder why...
- My favorite character is...
- I was confused when...
- After reading, I felt...
- I was surprised when...
- I pictured in my head...
- I like this author because...
- I was disappointed when...
- The big idea is...
- Some evidence is...
- Some words I am not sure of are ...

Parents: Research shows that reading 20 minutes a day at home can significantly improve a student's vocabulary, comprehension skills, and general knowledge. The main goal is for your child to enjoy reading